

# short user guide

## ST 30

### Spontaneous seizure with internal

Make internal call	
Make external call	
Dial with handset on-hook	
Prepare call and dial	
Pick-up external call	
Accept answering machine call	
External/external brokerage call	

### External Seizure with Access digit

Make internal call	
Make external call	
Dial with handset on-hook	
Prepare call and dial	
Pick-up external call	
Accept answering machine call	
External/external brokerage call	

### Shortcut menu

The shortcut menu on your system telephone allows you to use various features irrespective of the situation. For instance, you can 'call back', 'disconnect' and 'park' during an external call. You can use 'call back' to implement features like 'brokerage call' and 'pass on' without having to programme any buttons on your system telephone.

### Functions

The Functions section provides you with a description of the features on your system telephone, independent of the external call version. The features marked with an \* - can only be used if the corresponding button has been programmed on your system telephone.

# short user guide

## ST 30

### Functions

Answer waiting call \*

Call Waiting tone Split Button, 1st call is on hold, 2nd call is connected

or end current call, telephone rings

Reject waiting call \*

Call Waiting tone reject continue original call

Initiate call waiting/call me

Extension already on a call initiate call back when free

View call log

display 1st entry display other entries delete entry dial number

Programm and switch do not disturb

Do not disturb 1st or 2nd extension number 1 ext. off /int. off 1 ext. on /int. on 1 ext. on /int. off 1 ext. off /int. on

Handsfree speaking

press and hold release press button again to end the call

Phone book (numerical)

Phone-book select retrieval method enter location

Phone book (alphabetical)

Phone-book enter first letter enter second letter

Phone book (vanity)

Phone-book Enter letters until entry is recognized

Automatic redial: simple

The last phone number dialled is displayed and dialled.

extended

The last phone number dialled is displayed display one of the last 10 dialled numbers displayd number is dialled

automatic

The last phone number dialled is displayed . redial starts connection has been established















### Telephone Settings

Press 'Set 2' to access the menu on your system telephone. You can change the special settings on your telephone such as display contrast, ringing sound and volume here.


































# short user guide

## ST 20 / 25

### Spontaneous seizure with internal

Make internal call	   
Make external call	  
Dial with handset on-hook	    
Prepare call and dial	   or 
Pick-up external call	 Another telephone rings   
Accept answering machine call	 TAM takes the call   Pick up extension number of TAM 
External/external brokerage call	  brokerage    brokerage change to external 1   brokerage change to external 2 ...

### External Seizure with Access digit

Make internal call	  
Make external call	   
Dial with handset on-hook	     
Prepare call and dial	    or 
Pick-up external call	 Another telephone rings   
Accept answering machine call	 TAM takes the call   Pick Up extension number of TAM 
External/external brokerage call	  brokerage    brokerage change to external 1   brokerage change to external 2 ...

### Shortcut menu

The shortcut menu on your system telephone allows you to use various features irrespective of the situation. For instance, you can 'call back', 'disconnect' and 'park' during an external call. You can use 'call back' to implement features like 'brokerage call' and 'pass on' without having to programme any buttons on your system telephone.

### Functions

The Functions section provides you with a description of the features on your system telephone, independent of the external call version. The features marked with an \* - can only be used if the corresponding button has been programmed on your system telephone.

# short user guide

## ST 20 / 25

### Functions

Answer waiting call \*

Call Waiting tone Split Button, 1st call is on hold, 2nd call is connected

OR end current call, telephone rings

Reject waiting call \*

Call Waiting tone reject continue original call

Initiate call waiting/call me

Extension already on a call initiate call back when free

View call log

display 1st entry display other entries delete entry dial number

Programm and switch do not disturb

Do not disturb 1st or 2nd extension number 1 ext. off /int. off 1 ext. on /int. on 1 ext. off /int. off

Handsfree speaking

press and hold release press button again to end the call

Telephone book (numerical)

Phone-book select retrieval method enter location

Telephone book (alphabetical)

Phone-book enter first letter enter second letter

Telephone book (vanity)

Phone-book Enter letters until is recognized

Automatic redial: simple

The last phone number dialled is displayed and dialled.

extended

The last phone number dialled is displayed display one of the last 10 dialled numbers displayd number is dialled

automatic

The last phone number dialled is displayed . redial starts connection has been established

### Telephone Settings

Press 'Set 2' to access the menu on your system telephone. You can change the special settings on your telephone such as display contrast, ringing sound and volume here.

Identnr. 1523712

Änderung und Irrtum vorbehalten.

Printed in Germany

1042

**AGFEO** GmbH & Co. KG

Gaswerkstr. 8

D-33647 Bielefeld

Internet: <http://www.agfeo.de>